

# The new PUK D6

Fine welding technology for dental labs



# The Lampert fine welding standard for dental applications: The new PUK D6



## HIGH PERFORMANCE – MODERN DESIGN

### **Faster, stronger, more precise**

Higher performance in all dimensions for fine welding technology at an unprecedented level

### **Ergonomic operating concept**

One-hand joystick with turn-push-tilt function and a simplified intuitive menu navigation

## FUNCTIONALITY

- Optimised welding curves for all common dental alloys
- Higher maximum power and improved welding performance - especially with highly conductive alloys - due to the new speed function
- New standby function - quick restart, minimum energy consumption



SEE FOR YOURSELF!

## DESIGN

- Single-screen display with high colour brilliance and perfect visualisation of the welding parameters
- Clear design language with timeless aesthetics as a visual highlight at every workplace
- Selected premium materials for highest demands in both value and appearance

## OPERATION

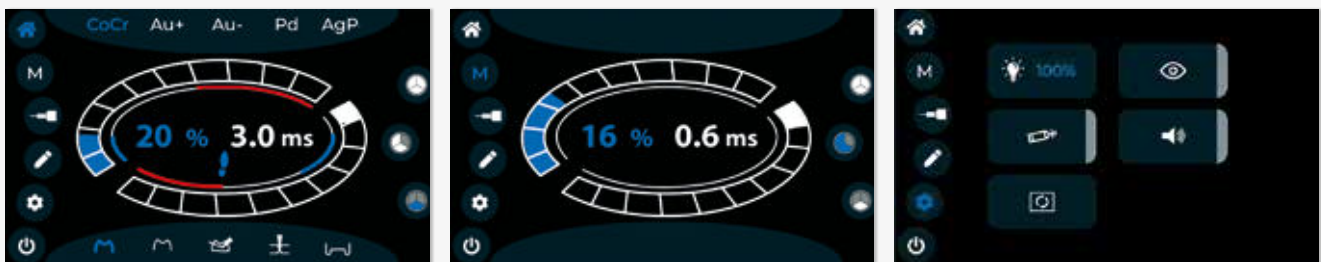
- Faster maximum welding spot sequence due to improved speed function - selectable in 3 steps
- Refined micro mode with tighter gradation enables extended spectrum when welding at the lower power limit, e.g. in orthodontics
- Newly designed, patented welding process control for avoiding faulty welds and even faster learning of PUK welding - easy start for the PUK beginner



# The operating concept of the PUK D6

## SIMPLE, INTUITIVE, ERGONOMIC

- Intuitive, simple operation: select metal -> select welding situation -> weld!
- Visualisation of the optimum setting ranges for the selected welding task
- Presettings for all common groups of alloys, e.g. for cobalt-chromium and high gold alloys, stainless steel, titanium and many more, as well as for typical welding situations
- Setting of the parameters power, pulse duration, and menu navigation directly via the one-hand joystick
- Easy-to-understand symbols with self-explanatory user interface



Optimised settings menu with practical additional functions such as the enhanced micro mode, the retention welding mode, or the fixation welding function.


Basic functions are selected in just a few steps in the settings menu.

# The proven PUK principle - from day one

## PUK'S OPERATING PRINCIPLE IS AS SIMPLE AS IT IS INGENUOUS

The welding process starts automatically when the electrode tip touches the workpiece. First, the welding area is protected against oxidation by a flow of shielding gas (e.g. argon 4.6). Then, an electric arc is "drawn up" starting from the point of contact. The result is a welding spot of a diameter of approx. 0.2 to 3.0 mm (depending on the material and settings being used).

The contacting of the welding point with the electrode tip guarantees a precise positioning of the welding spots, because the arc necessary for welding is ignited exactly at this point of contact.



Possible joints, fractures or defects can be repaired easily using like materials such as appropriate welding wires.

The angle at which the tip of the electrode touches the workpiece influences the energy flow during welding. Welds can thus be controlled and steered in the desired direction.

All dental alloys that are generally suitable for welding, are also well suited for micro-TIG welding with the PUK D6. In addition to cobalt-chromium alloys these are also stainless steel, titanium, gold, silver and palladium alloys.

The so-called micro mode allows welding thicknesses down to less than 0.2 mm, e.g. thin wires or orthodontic bands, which expands the range of applications of the PUK D6 with an additional useful feature.

## POSSIBLE APPLICATIONS

Feel free to have a look at [www.lampert.info/en](http://www.lampert.info/en) for getting an idea about typical applications or how to use the PUK D6 the right way.

# At home in the dental laboratory: The new PUK D6



## FINE WELDING INSTEAD OF SOLDERING

Strong and long-lasting heat exposure during conventional TIG welding or soldering with a flame is often undesirable or intolerable for dental applications. In this case, PUK welding not only saves time, but also avoids unnecessary material consumption.



## BIOCOMPATIBILITY FOR EVERY DENTURE

Unlike soldering, PUK welding uses alloys of the same type and thus avoids any avertable mix of materials. This ensures biocompatibility both in the manufacture and repair of dental prostheses.



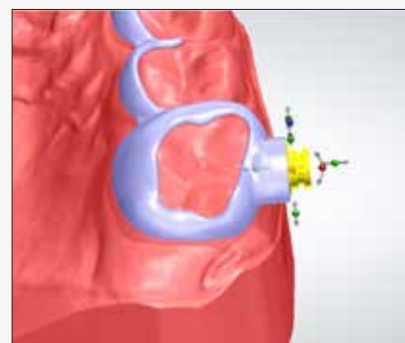
## COMPACT AND VERSATILE

When precision, reliability and controllability are required, the PUK D6 is the first choice, making it the ideal complement to CAD/CAM design and additive processes as well as classic casting techniques.



## UNIQUE FUNCTIONALITY

In addition to the classic TIG micro-pulse welding technique, the PUK D6 also offers the practical and proven retention welding function for fast and stable denture repairs or extensions.



# Original welding microscopes – precision and eye protection



## WELDING MICROSCOPE SM 6

- New elegant design, perfectly tailored to the PUK D6
- Height and tilt adjustment for optimum workplace comfort and an ergonomic working position
- Cushioned hand supports for comfortable operation
- Powerful LED lighting in the microscope head, adjustable in 4 brightness levels, optimal illumination of the working area
- High-precision with 10-fold magnification (15-fold optional)
- Electronically controlled LCD eye protection system
- Can also be used as a workplace or observation microscope



## WELDING MICROSCOPE SMG WITH ARTICULATED ARM

- New elegant design
- Perfectly tailored to the PUK D6
- Articulated arm, rotary and pivot action in every direction, making work particular ergonomic, even on bulky objects
- Individually adjustable headrest
- Bench stand for individual bench mounting
- Powerful LED lighting in the microscope head, adjustable in 4 brightness levels, optimal illumination of the working area
- High-precision with 10-fold magnification (15-fold optional)
- Electronically controlled LCD eye protection system
- Can also be used as a workplace or observation microscope at any time



# Original accessories for your individual requirements



## PUK FLOW REGULATOR

An important prerequisite for reliable welding results is the correct gas flow of the inert argon gas.

## ELECTRODE GRINDING MOTOR

Simple and rapid grinding of the PUK electrodes. Regular maintenance and care of the electrode tips is vital to very good welding results and can be performed by the grinding motor in the blink of an eye.



## PUK ELECTRODES

Available in various diameters: 0.6 mm, 0.8 and 1.0 mm  
Packages include 10 tungsten electrodes  
The right electrode for every application

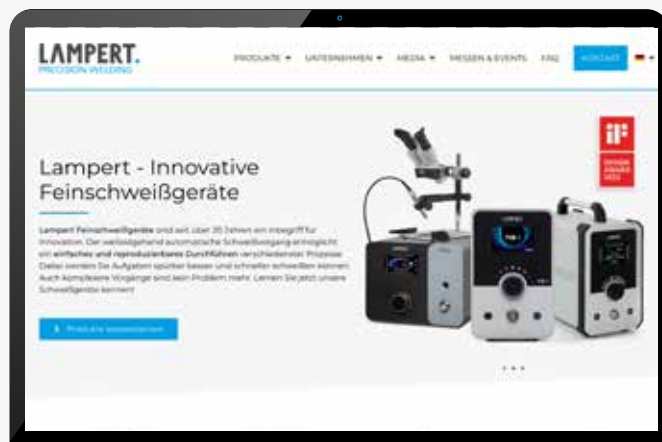
## ADDITIONAL ACCESSORIES

Expand your D6 fine welding system with additional tools for easier contacting or with other original Lampert accessories for more ergonomic working.



## PLEASE ALSO VISIT OUR WEBSITE TO FIND MORE INFORMATION ABOUT OUR

- products
- trade fair activities
- FAQ
- testimonials
- videos and applications
- newsletter
- social media channels
- document archive



[www.lampert.info](http://www.lampert.info)



More than 20 years  
of fine welding technology  
high-precision, innovative, reliable

Lampert Werktechnik GmbH · Ettlebener Strasse 27 · 97440 Werneck · Germany · phone +49.9722.9459-0 · mail@lampert.info  
[www.lampert.info](http://www.lampert.info)

